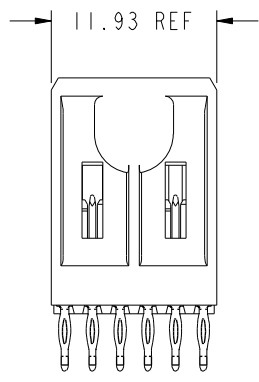
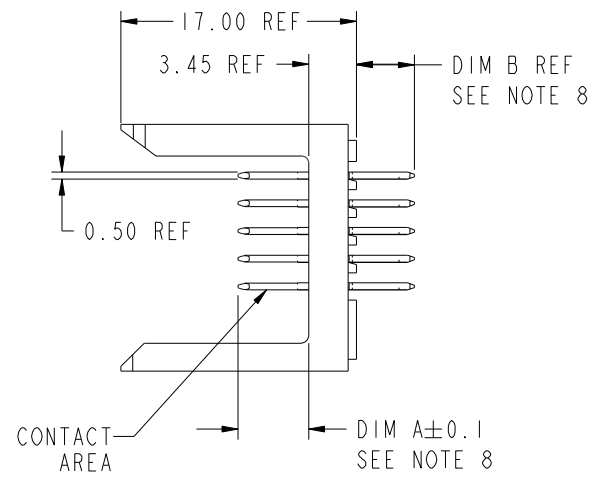
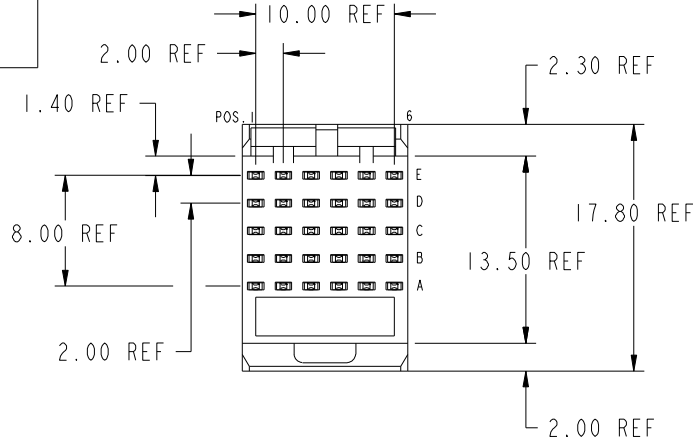


PRODUCT NUMBER
85674-XYX OR 85674-XXXX
85674-XYXLF OR 85674-XXXXLF



This document is the property of and embodies CONFIDENTIAL and PROPRIETARY information of FCI. No part of the information shown on this document may be used in any way or disclosed to others without the written consent of FCI. Copyright FCI.

mat'l code				SEE NOTES				tolerances unless otherwise specified				CUSTOMER			FCI		
ltr	ecn no.	dr	date	linear	0.X ±0.3			COPY			www.fciconnect.com			title			
CC	V06-0569	DCH	2006-06-12		0.XX ±0.13			projection			METRAL SIGNAL HEADER			I MOD, 5 ROW PRESS-FIT			
CD	DG07-0409	Cenh	10/18/07		.XXX ±.051			angles			0° ±2°			product family			
CE	DG07-0487	Cenh	12/04/07		0° ±2°			MIM			METRAL			code			
CF	DG08-0246	Cenh	09/26/08	dr	T.BRUNGARD	11/19/99		scale			size			213			
CG	DG08-0303	Cenh	10/30/08	enr	M.STRAWSER	11/19/99		2:1			dwg no			sheet			
CH	DG09-0073	Cenh	03/05/09	chr	M.STRAWSER	11/19/99		A			85674			1 of 10			
-	-	-	-	appd	M.STRAWSER	02/29/00											
sheet index	revision sheet	CH 1	CH 2	CH 3	CH 4	CH 5	CH 6	CH 7	CH 8	CH 9	CH 10	cage code			22526		

REV E - 2006-04-18

Pro/E

cage code 22526

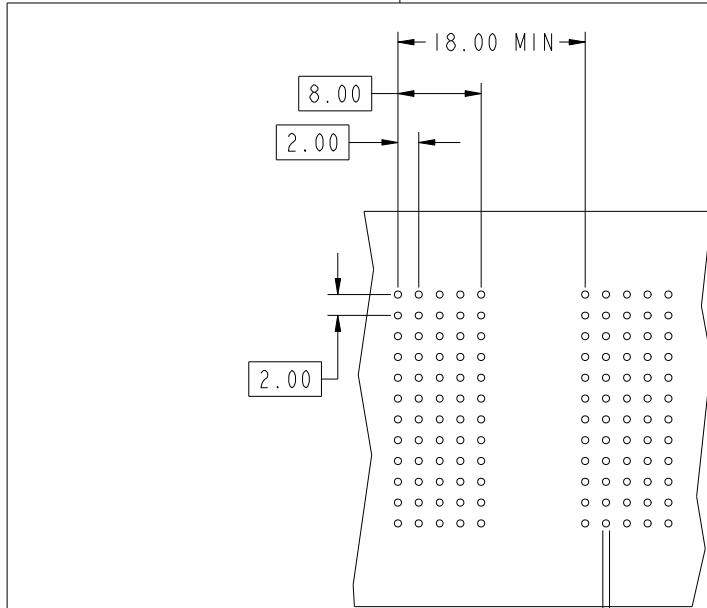


This document is the property of and embodies
 CONFIDENTIAL and PROPRIETARY information of FCI.
 No part of the information shown on this
 document may be used in any way or disclosed
 to others without the written consent of FCI.
 Copyright FCI.

REV E - 2008-04-18

A

B



$\varnothing 0.10$
 REQUIRED PCB BOARD LAYOUT
 COMPONENT SIDE
 SEE PRINT 58351 FOR
 ADDITIONAL PCB INFORMATION

KEY (SIGNAL PRESS-FIT)		
CODE	DIMENSIONS	
	DIM "A" MATE	DIM "B" TAIL
1	5.00	4.30
2	5.75	4.30
3	6.50	4.30
4	7.25	4.30
5	5.00	13.60
6	5.75	13.60
7	6.50	13.60
8	7.25	13.60
11	6.50	17.00
19	8.00	4.30
20	8.00	13.60
21	8.00	17.00
22	5.00	12.10
29	8.00	14.60
30	5.00	12.90
31	5.75	12.90
40	5.00	15.60
41	6.50	15.60
49	5.75	15.10
52	8.00	15.10
59	5.00	11.80
61	6.50	11.80
64	5.75	14.90
65	5.00	16.30
67	7.25	16.30

mat'l code		--		tolerances unless otherwise specified		CUSTOMER		 www.fciconnect.com			
ltr	ecn no.	dr	date	linear	0.X ±0.3	COPY		 title	METRAL SIGNAL HEADER 1 MOD, 5 ROW PRESS-FIT		
CH					0.XX ±0.13	 MIM				product family	METRAL
				angles	.XXX ±.051	scale		size	dwg no	sheet	2
				dr	0° ±2°	3:2		A	85674		
				enr	T.BRUNGARD 11/19/99						
				chr	M.STRAWSER 11/19/99						
				appd	M.STRAWSER 02/29/00						
sheet index	revision sheet										

cage code 22526

Pro/E

1 | 2

3 |

4

A

B

This document is the property of and embodies
 CONFIDENTIAL and PROPRIETARY information of FCI.
 No part of the information shown on this
 document may be used in any way or disclosed
 to others without the written consent of FCI.
 Copyright FCI.



A

B

METRAL P/N	ROW	CONTACT CODE MOD. I					
		1	2	3	4	5	6
85674-X01	E	1	1	1	1	1	1
	D	1	1	1	1	1	1
	C	1	1	2	2	2	2
	B	1	1	1	1	1	1
85674-X01LF	A	1	1	1	1	1	1
85674-X02	E	5	5	5	5	5	5
	D	5	5	5	5	5	5
	C	5	5	6	6	6	6
	B	5	5	5	5	5	5
85674-X02LF	A	5	5	5	5	5	5
85674-X03	E	1	1	1	1	1	1
	D	1	1	1	1	1	1
	C	4	4	4	4	4	4
	B	1	1	1	1	1	1
85674-X03LF	A	1	1	1	1	1	1
85674-X04	E	1	1	1	1	1	1
	D	1	1	1	1	1	1
	C	8	8	8	8	8	8
	B	1	1	1	1	1	1
85674-X04LF	A	1	1	1	1	1	1
85674-X05	E	8	8	8	8	8	8
	D	8	8	8	8	8	8
	C	8	8	8	8	8	8
	B	5	5	5	5	5	5
85674-X05LF	A	5	5	5	5	5	5
85674-X06	E	5	5	5	5	5	5
	D	5	5	5	5	5	5
	C	5	5	5	5	5	5
	B	5	5	5	8	8	5
85674-X06LF	A	5	5	5	8	8	5
85674-X07	E	5	5	5	5	5	5
	D	5	5	5	5	5	5
	C	8	8	8	8	8	8
	B	5	5	5	5	5	5
85674-X07LF	A	5	5	5	5	5	5
85674-X08	E	8	8	8	8	8	5
	D	8	8	8	8	8	5
	C	8	8	8	8	8	5
	B	8	8	8	8	8	5
85674-X08LF	A	8	8	8	8	8	5
85674-X09	E	5	5	5	5	5	5
	D	5	5	5	5	5	5
	C	5	5	5	5	5	5
	B	5	5	5	5	8	5
85674-X09LF	A	5	5	5	5	8	5
85674-X10	E	2	2	2	2	2	2
	D	2	2	2	2	2	2
	C	2	2	2	2	2	2
	B	2	-	-	-	-	2
85674-X10LF	A	2	-	-	-	-	2
85674-X11	E	6	6	6	6	20	6
	D	6	6	6	6	20	6
	C	6	6	6	20	20	6
	B	6	6	6	6	20	6
85674-X11LF	A	6	6	6	6	20	6
85674-X12	E	3	2	2	2	2	2
	D	3	2	2	2	1	2
	C	3	2	2	2	2	2
	B	3	2	2	2	2	2
85674-X12LF	A	3	2	2	2	2	2
85674-X13	E	1	1	-	1	1	1
	D	1	1	-	1	1	1
	C	1	1	-	-	-	-
	B	1	1	-	1	1	1
85674-X13LF	A	1	1	-	1	1	1
85674-X14	E	2	2	49	49	49	49
	D	2	2	49	49	49	49
	C	2	2	49	49	49	49
	B	2	2	49	49	49	49
85674-X14LF	A	2	2	49	49	49	49
85674-X15	E	49	49	49	49	2	2
	D	49	49	49	49	2	2
	C	49	49	49	49	2	2
	B	49	49	49	49	2	2
85674-X15LF	A	49	49	49	49	2	2
85674-X16	E	2	2	2	2	2	2
	D	1	3	2	3	2	3
	C	1	3	2	3	2	3
	B	1	3	2	3	2	3
85674-X16LF	A	1	3	2	3	2	3
85674-X17	E	22	22	22	22	22	22
	D	22	22	22	31	22	22
	C	22	22	22	22	22	22
	B	22	22	22	22	22	22
:85674-X17LF	A	22	22	22	22	7	22
85674-X18	E	7	7	7	7	7	-
	D	7	7	7	7	7	-
	C	7	7	7	7	7	-
	B	-	7	7	7	7	-
85674-X18LF	A	-	7	7	7	7	-
85674-X19	E	3	3	3	3	3	-
	D	3	3	3	3	3	-
	C	3	3	3	3	3	-
	B	-	3	3	3	3	-
85674-X19LF	A	-	3	3	3	3	-
85674-X20	E	2	2	2	2	2	2
	D	2	2	2	2	2	2
	C	2	2	2	2	2	2
	B	2	2	2	2	1	2
85674-X20LF	A	2	2	2	1	1	2
85674-X21	E	19	2	4	4	2	4
	D	19	2	4	4	2	4
	C	19	2	4	4	2	4
	B	19	2	4	4	2	4
85674-X21LF	A	19	2	4	4	2	4
85674-X22	E	7	7	7	7	7	7
	D	7	7	7	3	7	7
	C	7	7	7	7	7	7
	B	7	7	7	7	7	7
85674-X22LF	A	7	7	7	7	7	7
85674-X23	E	7	7	7	7	7	7
	D	7	7	7	7	7	7
	C	7	7	7	7	7	7
	B	3	7	7	7	7	7
85674-X23LF	A	7	7	7	7	7	7
85674-X24	E	52	7	7	7	7	7
	D	52	7	22	7	7	7
	C	52	7	7	7	7	7
	B	52	7	7	7	7	7
85674-X24LF	A	52	7	7	7	7	7

A

B

mat'l code		--		tolerances unless otherwise specified		CUSTOMER		 www.fciconnect.com	
ltr	ecn no.	dr	date	linear	0.X ±0.3	COPY		title	
CH					0.XX ±0.13	projection		METRAL SIGNAL HEADER	
					.XXX ±.051			I MOD, 5 ROW PRESS-FIT	
				angles	0° ±2°			product family METRAL code	
				dr	T.BRUNGARD 11/19/99	size		213	
				enrg	M.STRAWSER 11/19/99	dwg no		85674	
				chr	M.STRAWSER 11/19/99	scale		3	
				appd	M.STRAWSER 02/29/00	1:1		A	
sheet index	revision sheet								
						cage code		22526	

Pro/E

3

4



This document is the property of and embodies CONFIDENTIAL and PROPRIETARY information of FCI. No part of the information shown on this document may be used in any way or disclosed to others without the written consent of FCI. Copyright FCI.

A

B

METRAL P/N							CONTACT CODE MOD. I					
ROW	1	2	3	4	5	6	1	2	3	4	5	6
85674-X25	E	2	2	2	2	2	2	2	2	2	2	2
	D	2	2	2	2	2	2	2	2	2	2	2
	C	2	2	2	2	2	2	2	2	2	2	2
	B	2	-	-	-	-	2					
85674-X25LF	A	2	-	2	-	2						

1 | 2

3 |

4

mat'l code		--		tolerances unless otherwise specified		CUSTOMER		FCI		www.fciconnect.com		
lfr	ecn no.	dr	date	linear	0.X ±0.3	COPY		title		METRAL SIGNAL HEADER		
CH					0.XX ±0.13	projection		I MOD, 5 ROW PRESS-FIT		product family		
				angles	.XXX ±.051			size		METRAL		
				dr	0° ±2°			dwg no		code		
				enrg	T.BRUNGARD 11/19/99	scale		85674		213		
				chr	M.STRAWSER 11/19/99	1:1		A		sheet		
				appd	M.STRAWSER 02/29/00					4		
sheet index	revision sheet											

A

B

1 | 2

Pro/E

3 |

cage code 22526

4



This document is the property of and embodies CONFIDENTIAL and PROPRIETARY information of FCI. No part of the information shown on this document may be used in any way or disclosed to others without the written consent of FCI. Copyright FCI.

A

B

METRAL P/N	ROW	CONTACT CODE MOD. I					
		1	2	3	4	5	6
85674-X73	E	20	6	8	8	6	20
	D	20	6	8	8	6	20
85674-X73LF	C	20	6	8	8	6	20
	B	20	6	8	8	6	20
85674-X73LF	A	20	6	8	8	6	20

METRAL P/N	ROW	CONTACT CODE MOD. I					
		1	2	3	4	5	6
85674-X74	E	2	2	2	2	2	1
	D	2	2	2	2	2	2
85674-X74LF	C	2	2	2	2	2	2
	B	2	2	2	2	1	2
85674-X74LF	A	2	2	2	2	1	2

METRAL P/N	ROW	CONTACT CODE MOD. I					
		1	2	3	4	5	6
85674-X75	E	2	2	2	2	3	3
	D	2	2	2	2	3	3
85674-X75LF	C	2	2	2	2	3	3
	B	4	4	4	4	3	3
85674-X75LF	A	4	4	4	4	3	3

METRAL P/N	ROW	CONTACT CODE MOD. I					
		1	2	3	4	5	6
85674-X76	E	2	2	2	3	3	3
	D	2	2	2	3	3	3
85674-X76LF	C	2	2	2	3	3	3
	B	2	2	2	3	3	3
85674-X76LF	A	2	2	2	3	3	3

METRAL P/N	ROW	CONTACT CODE MOD. I					
		1	2	3	4	5	6
85674-X77	E	3	3	3	2	2	2
	D	3	3	3	2	2	2
85674-X77LF	C	3	3	3	2	2	2
	B	3	3	3	2	2	2
85674-X77LF	A	3	3	3	2	2	2

METRAL P/N	ROW	CONTACT CODE MOD. I					
		1	2	3	4	5	6
85674-X78	E	3	4	2	2	2	3
	D	3	4	2	2	2	3
85674-X78LF	C	3	4	2	2	2	3
	B	3	4	2	2	2	3
85674-X78LF	A	3	4	2	2	2	3

METRAL P/N	ROW	CONTACT CODE MOD. I					
		1	2	3	4	5	6
85674-X79	E	3	2	2	2	2	2
	D	3	2	2	2	2	2
85674-X79LF	C	3	2	2	2	2	2
	B	3	2	2	2	2	2
85674-X79LF	A	3	2	2	2	2	2

METRAL P/N	ROW	CONTACT CODE MOD. I					
		1	2	3	4	5	6
85674-X80	E	2	2	1	1	3	3
	D	2	2	3	3	3	3
85674-X80LF	C	2	2	3	3	3	3
	B	1	2	3	3	3	3
85674-X80LF	A	1	2	3	3	3	3

METRAL P/N	ROW	CONTACT CODE MOD. I					
		1	2	3	4	5	6
85674-X81	E	2	2	3	3	3	4
	D	2	2	3	3	3	4
85674-X81LF	C	2	2	3	3	3	4
	B	2	2	3	3	3	4
85674-X81LF	A	2	2	3	3	3	4

METRAL P/N	ROW	CONTACT CODE MOD. I					
		1	2	3	4	5	6
85674-X82	E	3	3	3	3	3	1
	D	3	3	3	3	3	1
85674-X82LF	C	3	3	3	3	3	1
	B	3	3	3	3	3	1
85674-X82LF	A	3	3	3	3	3	1

METRAL P/N	ROW	CONTACT CODE MOD. I					
		1	2	3	4	5	6
85674-X83	E	1	3	3	3	3	3
	D	1	3	3	3	3	3
85674-X83LF	C	1	3	3	3	3	3
	B	1	3	3	3	3	3
85674-X83LF	A	1	3	3	3	3	3

METRAL P/N	ROW	CONTACT CODE MOD. I					
		1	2	3	4	5	6
85674-X84	E	3	3	1	2	2	3
	D	3	3	1	2	2	3
85674-X84LF	C	3	3	1	2	2	3
	B	3	3	1	2	2	3
85674-X84LF	A	3	3	1	2	2	3

METRAL P/N	ROW	CONTACT CODE MOD. I					
		1	2	3	4	5	6
85674-X85	E	7	7	6	8	3	3
	D	7	7	6	8	3	3
85674-X85LF	C	7	7	6	8	3	3
	B	7	7	6	8	3	3
85674-X85LF	A	7	7	6	8	3	3

METRAL P/N	ROW	CONTACT CODE MOD. I					
		1	2	3	4	5	6
85674-X86	E	4	4	4	4	3	3
	D	4	4	4	4	3	3
85674-X86LF	C	4	4	4	4	3	3
	B	4	4	4	4	3	3
85674-X86LF	A	4	4	4	4	3	3

METRAL P/N	ROW	CONTACT CODE MOD. I					
		1	2	3	4	5	6
85674-X87	E	3	4	3	4	3	4
	D	3	4	3	4	3	4
85674-X87LF	C	3	4	4	4	4	4
	B	3	4	2	4	2	4
85674-X87LF	A	3	4	2	4	2	4

METRAL P/N	ROW	CONTACT CODE MOD. I					
		1	2	3	4	5	6
85674-X88	E	8	7	8	8	7	7
	D	8	7	8	8	7	7
85674-X88LF	C	8	7	8	8	7	7
	B	8	7	8	8	7	7
85674-X88LF	A	8	7	8	8	7	7

METRAL P/N	ROW	CONTACT CODE MOD. I					
		1	2	3	4	5	6
85674-X89	E	3	8	6	6	6	6
	D	3	8	6	6	6	6
85674-X89LF	C	3	8	6	6	6	6
	B	3	8	6	6	6	6
85674-X89LF	A	3	8	6	6	6	6

METRAL P/N	ROW	CONTACT CODE MOD. I					
		1	2	3	4	5	6
85674-X90	E	2	2	2	2	2	2
	D	2	2	2	2	2	2
85674-X90LF	C	2	2	2	2	2	4
	B	2	2	2	2	2	2
85674-X90LF	A	2	2	2	2	2	2

METRAL P/N	ROW	CONTACT CODE MOD. I					
		1	2	3	4	5	6
85674-X91	E	2	2	2	2	2	2
	D	1	2	2	2	2	2
85674-X91LF	C	2	2	2	2	2	2
	B	2	2	2	2	2	2
85674-X91LF	A	2	2	2	2	2	2

METRAL P/N	ROW	CONTACT CODE MOD. I					
		1	2	3	4	5	6
85674-X92	E	3	4	3	4	3	4
	D	3	4	3	4	3	4
85674-X92LF	C	4	4	4	4	4	4
	B	2	4	2	4	2	4
85674-X92LF	A	2	4	2	4	2	4

METRAL P/N	ROW	CONTACT CODE MOD. I					
		1	2	3	4	5	6
85674-X93	E	3	4	2	2	2	2
	D	3	4	2	2	2	2
85674-X93LF	C	3	4	2	2	2	2
	B	3	4	2	2	2	2
85674-X93LF	A	3	4	2	2	2	2

METRAL P/N	ROW	CONTACT CODE MOD. I					
		1	2	3	4	5	6
85674-X94	E	4	3	4	3	4	4
	D	4	3	4	3	4	4
85674-X94LF	C	4	4	4	4	4	4
	B	4	2	4	2	4	4
85674-X94LF	A	4	2	4	2	4	4

METRAL P/N	ROW	CONTACT CODE MOD. I					
		1	2	3	4	5	6
85674-X95	E	4	4	3	4	3	4
	D	4	4	3	4	3	4
85674-X95LF	C	4	4	4	4	4	4
	B	4	4	2	4	2	4
85674-X95LF	A	4	4	2	4	2	4

METRAL P/N	ROW	CONTACT CODE MOD. I					
		1	2	3	4	5	6
85674-X96	E	3	4	3	4	1	2
	D	3	4	3	4	2	2
85674-X96LF	C	4	4	4	4	4	2
	B	2	4	2	4	1	2
85674-X96LF	A	2	4	2	4	1	2

A

B

mat'l code		--		Tolerances unless otherwise specified		CUSTOMER		FCI		www.fciconnect.com	
ltr	ecm no.	dr	date	linear	0.X ±0.3	COPY		title		METRAL SIGNAL HEADER	
CH				angles	0.XX ±0.13	projection	I MOD, 5 ROW PRESS-FIT		product family		code
				dr	.XXX ±.051	MIM		size		213	
				enrg	0° ±2°	M		dwg no		sheet	
				chr	T.BRUNGARD 11/19/99	scale		85674		6	
				appd	M.STRAWSER 11/19/99	1:1		A			
sheet index	revision sheet				M.STRAWSER 02/29/00						



This document is the property of and embodies CONFIDENTIAL and PROPRIETARY information of FCI. No part of the information shown on this document may be used in any way or disclosed to others without the written consent of FCI. Copyright FCI.

REV E - 2008-04-18

METRAL P/N	ROW	CONTACT CODE MOD. I					
		1	2	3	4	5	6
85674-X97	E	4	-	4	4	4	3
	D	4	-	4	4	4	3
	C	4	-	4	4	4	3
85674-X97LF	B	4	-	4	4	4	3
	A	4	-	4	4	4	3

METRAL P/N	ROW	CONTACT CODE MOD. I					
		1	2	3	4	5	6
85674-X98	E	3	4	3	3	3	3
	D	3	4	3	3	3	3
	C	3	4	3	3	3	3
85674-X98LF	B	3	4	3	3	3	3
	A	3	4	3	3	3	3

METRAL P/N	ROW	CONTACT CODE MOD. I					
		1	2	3	4	5	6
85674-X99	E	2	2	1	1	2	2
	D	2	2	2	2	2	2
	C	2	2	2	2	2	2
85674-X99LF	B	1	2	2	2	2	2
	A	1	2	2	2	2	2

METRAL P/N	ROW	CONTACT CODE MOD. I					
		1	2	3	4	5	6
85674-X100	E	2	2	1	2	2	2
	D	2	2	1	2	2	2
	C	2	2	2	2	2	2
85674-X100LF	B	2	2	2	2	2	2
	A	2	2	2	2	2	2

METRAL P/N	ROW	CONTACT CODE MOD. I					
		1	2	3	4	5	6
85674-X101	E	2	2	2	2	2	1
	D	2	2	2	2	2	2
	C	2	1	2	2	2	2
85674-X101LF	B	2	1	2	2	1	2
	A	2	2	2	2	1	2

METRAL P/N	ROW	CONTACT CODE MOD. I					
		1	2	3	4	5	6
85674-X102	E	4	4	-	2	2	2
	D	4	4	-	2	2	4
	C	4	4	-	2	2	2
85674-X102LF	B	-	-	-	2	2	2
	A	4	2	2	2	2	2

METRAL P/N	ROW	CONTACT CODE MOD. I					
		1	2	3	4	5	6
85674-X103	E	29	29	29	7	7	7
	D	29	29	29	7	7	7
	C	29	29	29	7	7	7
85674-X103LF	B	29	29	29	7	7	7
	A	29	29	29	7	7	7

METRAL P/N	ROW	CONTACT CODE MOD. I					
		1	2	3	4	5	6
85674-X104	E	7	7	7	29	29	29
	D	7	7	7	29	29	29
	C	7	7	7	29	29	29
85674-X104LF	B	7	7	7	29	29	29
	A	7	7	7	29	29	29

METRAL P/N	ROW	CONTACT CODE MOD. I					
		1	2	3	4	5	6
85674-X105	E	7	8	7	8	7	8
	D	7	8	7	8	7	8
	C	8	8	8	8	8	8
85674-X105LF	B	6	8	6	8	6	8
	A	6	8	6	8	6	8

METRAL P/N	ROW	CONTACT CODE MOD. I					
		1	2	3	4	5	6
85674-X106	E	7	8	7	8	1	2
	D	7	8	7	8	2	2
	C	8	8	8	8	2	2
85674-X106LF	B	6	8	6	8	1	2
	A	6	8	6	8	1	2

METRAL P/N	ROW	CONTACT CODE MOD. I					
		1	2	3	4	5	6
85674-X107	E	19	19	19	3	3	3
	D	19	19	19	3	3	3
	C	19	19	19	3	3	3
85674-X107LF	B	19	19	19	3	3	3
	A	19	19	19	3	3	3

METRAL P/N	ROW	CONTACT CODE MOD. I					
		1	2	3	4	5	6
85674-X108	E	3	3	3	19	19	19
	D	3	3	3	19	19	19
	C	3	3	3	19	19	19
85674-X108LF	B	3	3	3	19	19	19
	A	3	3	3	19	19	19

METRAL P/N	ROW	CONTACT CODE MOD. I					
		1	2	3	4	5	6
85674-X109	E	2	2	2	2	2	2
	D	3	2	2	2	2	2
	C	4	2	2	2	2	4
85674-X109LF	B	2	2	2	2	2	2
	A	2	2	2	2	2	2

METRAL P/N	ROW	CONTACT CODE MOD. I					
		1	2	3	4	5	6
85674-X110	E	2	2	2	2	2	19
	D	2	2	2	2	2	19
	C	2	2	2	2	2	19
85674-X110LF	B	2	2	2	2	2	19
	A	2	2	2	2	2	19

METRAL P/N	ROW	CONTACT CODE MOD. I					
		1	2	3	4	5	6
85674-X111	E	6	6	6	6	6	20
	D	6	6	6	6	6	20
	C	6	6	6	6	6	20
85674-X111LF	B	6	6	6	6	6	20
	A	6	6	6	6	6	20

METRAL P/N	ROW	CONTACT CODE MOD. I					
		1	2	3	4	5	6
85674-X112	E	64	64	64	64	64	64
	D	64	64	64	64	64	64
	C	67	64	64	64	64	64
85674-X112LF	B	64	64	64	64	64	64
	A	64	64	64	64	64	64

METRAL P/N	ROW	CONTACT CODE MOD. I					
		1	2	3	4	5	6
85674-X113	E	67	64	64	64	64	64
	D	67	64	64	64	64	64
	C	67	64	64	64	64	64
85674-X113LF	B	67	64	64	64	64	64
	A	67	64	64	64	64	64

METRAL P/N	ROW	CONTACT CODE MOD. I					
		1	2	3	4	5	6
85674-X114	E	6	-	6	-	6	-
	D	-	-	-	-	-	-
	C	6	-	6	-	6	-
85674-X114LF	B	-	-	-	-	-	-
	A	6	-	6	-	6	-

METRAL P/N	ROW	CONTACT CODE MOD. I					
		1	2	3	4	5	6
85674-X115	E	64	64	64	64	64	64
	D	64	64	64	64	64	64
	C	65	64	64	64	64	64
85674-X115LF	B	64	64	64	64	64	64
	A	64	64	64	64	64	64

METRAL P/N	ROW	CONTACT CODE MOD. I					
		1	2	3	4	5	6
85674-X116	E	4	4	-	2	2	2
	D	4	4	-	2	2	4
	C	4	4	-	2	2	2
85674-X116LF	B	-	-	-	2	2	2
	A	4	4	4	4	4	4

METRAL P/N	ROW	CONTACT CODE MOD. I					
		1	2	3	4	5	6
85674-X117	E	-	4	2	4	2	4
	D	-	4	2	4	2	4
	C	-	4	4	4	4	4
85674-X117LF	B	-	4	2	4	2	4
	A	-	4	2	4	2	4

METRAL P/N	ROW	CONTACT CODE MOD. I					
		1	2	3	4	5	6
85674-X118	E	2	2	19	19	19	19
	D	2	2	19	19	19	19
	C	2	2	19	19	19	19
85674-X118LF	B	2	2	19	19	19	19
	A	2	2	19	19	19	19

METRAL P/N	ROW	CONTACT CODE MOD. I					
		1	2	3	4	5	6
85674-X119	E	1	1	1	3	1	1
	D	1	1	1	3	1	1
	C	1	1	1	3	1	1
85674-X119LF	B	1	1	1	3	1	1
	A	1	1	1	3	1	1

METRAL P/N	ROW	CONTACT CODE MOD. I					
		1	2	3	4	5	6
85674-X120	E	1	2	2	2	2	2
	D	2	2	2	2	2	2
	C	2	2	2	2	2	2
85674-X120LF	B	2	2	2	2	2	2
	A	2	2	2	2	2	2

mat'l code				--		tolerances unless otherwise specified		CUSTOMER		www.fciconnect.com	
ltr	ecn no.	dr	date	linear	0.X ±0.3	projection		COPY		title	
CH				angles	0.XX ±0.13					METRAL SIGNAL HEADER	
				dr	.XXX ±.051			product family		METRAL	
				enr	0° ±2°			size		code	
				chr	T.BRUNGARD 11/19/99			dwg no		213	
				appd	M.STRAWSER 11/19/99			85674		sheet	
					M.STRAWSER 02/29/00			A		7	
sheet index		revision sheet									

cage code 22526

Pro/E

3

4

This document is the property of and embodies CONFIDENTIAL and PROPRIETARY information of FCI. No part of the information shown on this document may be used in any way or disclosed to others without the written consent of FCI. Copyright FCI.



A

B

METRAL P/N	ROW	CONTACT CODE MOD. I					
		1	2	3	4	5	6
85674-X121	E	6	6	6	5	6	6
	D	6	6	6	6	6	6
85674-X121LF	C	6	6	6	6	6	6
	B	6	6	6	6	6	6
	A	6	6	6	6	6	6

METRAL P/N	ROW	CONTACT CODE MOD. I					
		1	2	3	4	5	6
85674-X122	E	6	5	6	6	6	6
	D	6	6	6	6	6	6
85674-X122LF	C	6	6	6	6	6	6
	B	6	6	6	6	6	6
	A	6	6	6	6	6	6

METRAL P/N	ROW	CONTACT CODE MOD. I					
		1	2	3	4	5	6
85674-X123	E	2	1	2	2	2	2
	D	2	2	2	2	2	2
85674-X123LF	C	2	2	2	2	2	2
	B	2	2	2	2	2	2
	A	2	2	2	2	2	2

METRAL P/N	ROW	CONTACT CODE MOD. I					
		1	2	3	4	5	6
85674-X124	E	6	6	6	7	8	8
	D	6	6	6	6	8	8
85674-X124LF	C	6	8	8	6	6	6
	B	6	6	6	6	8	8
	A	6	6	5	6	8	8

METRAL P/N	ROW	CONTACT CODE MOD. I					
		1	2	3	4	5	6
85674-X125	E	1	2	2	2	2	2
	D	1	2	2	2	2	2
85674-X125LF	C	1	2	2	2	2	2
	B	1	2	2	2	2	2
	A	1	2	2	2	2	2

METRAL P/N	ROW	CONTACT CODE MOD. I					
		1	2	3	4	5	6
85674-X126	E	3	3	3	3	3	1
	D	3	3	3	3	3	3
85674-X126LF	C	3	3	3	3	3	4
	B	3	3	3	3	3	3
	A	3	3	3	3	3	1

METRAL P/N	ROW	CONTACT CODE MOD. I					
		1	2	3	4	5	6
85674-X127	E	4	2	2	2	2	2
	D	4	2	2	2	2	2
85674-X127LF	C	4	2	2	2	2	2
	B	4	2	2	2	2	4
	A	4	2	2	2	2	2

METRAL P/N	ROW	CONTACT CODE MOD. I					
		1	2	3	4	5	6
85674-X128	E	19	2	2	2	2	2
	D	2	2	2	2	2	2
85674-X128LF	C	2	2	2	2	2	2
	B	2	2	2	2	2	2
	A	2	1	2	2	2	2

METRAL P/N	ROW	CONTACT CODE MOD. I					
		1	2	3	4	5	6
85674-X129	E	19	2	2	2	2	2
	D	2	2	2	2	2	2
85674-X129LF	C	2	2	2	2	2	2
	B	1	2	2	2	2	2
	A	2	1	2	2	2	2

METRAL P/N	ROW	CONTACT CODE MOD. I					
		1	2	3	4	5	6
85674-X130	E	6	6	6	6	6	2
	D	6	6	6	6	6	2
85674-X130LF	C	6	6	6	6	6	2
	B	6	6	6	2	6	2
	A	6	6	6	6	6	2

METRAL P/N	ROW	CONTACT CODE MOD. I					
		1	2	3	4	5	6
85674-X131	E	2	2	2	2	2	2
	D	2	2	2	2	2	2
85674-X131LF	C	2	2	2	2	2	2
	B	2	2	2	19	2	2
	A	2	2	2	2	2	2

METRAL P/N	ROW	CONTACT CODE MOD. I					
		1	2	3	4	5	6
85674-X132	E	1	3	3	1	1	1
	D	1	1	1	1	1	1
85674-X132LF	C	1	1	1	1	1	1
	B	1	1	1	1	1	1
	A	1	3	3	1	1	1

METRAL P/N	ROW	CONTACT CODE MOD. I						
		1	2	3	4	5	6	
85674-X133	E	59	7	3	1	7	59	7
	D	59	7	3	1	7	59	7
85674-X133LF	C	59	7	3	1	7	59	7
	B	59	7	3	1	7	59	7
	A	59	7	3	1	7	59	7

METRAL P/N	ROW	CONTACT CODE MOD. I					
		1	2	3	4	5	6
85674-X134	E	2	2	2	2	1	2
	D	2	2	2	2	2	2
85674-X134LF	C	2	2	2	2	2	2
	B	2	2	2	2	2	2
	A	2	2	2	2	2	2

METRAL P/N	ROW	CONTACT CODE MOD. I					
		1	2	3	4	5	6
85674-X135	E	1	1	2	2	3	3
	D	1	1	2	2	3	3
85674-X135LF	C	1	1	2	2	3	3
	B	1	1	2	2	3	3
	A	1	1	2	2	3	3

METRAL P/N	ROW	CONTACT CODE MOD. I					
		1	2	3	4	5	6
85674-X136	E	2	2	2	2	2	2
	D	2	2	2	2	2	2
85674-X136LF	C	2	2	2	2	2	2
	B	2	2	2	2	2	2
	A	2	2	2	2	2	3

METRAL P/N	ROW	CONTACT CODE MOD. I					
		1	2	3	4	5	6
85674-X137	E	2	2	2	2	2	2
	D	2	2	2	2	2	2
85674-X137LF	C	-	-	-	-	-	-
	B	2	2	2	2	2	2
	A	2	2	2	2	2	1

METRAL P/N	ROW	CONTACT CODE MOD. I					
		1	2	3	4	5	6
85674-X138	E	1	1	-	2	2	2
	D	1	1	-	2	2	1
85674-X138LF	C	1	1	-	-	-	-
	B	1	1	-	2	2	2
	A	1	1	-	2	2	1

METRAL P/N	ROW	CONTACT CODE MOD. I					
		1	2	3	4	5	6
85674-X139	E	3	3	3	3	3	3
	D	3	3	3	3	3	3
85674-X139LF	C	3	3	3	3	3	3
	B	3	3	3	3	3	3
	A	3	3	3	3	3	3

METRAL P/N	ROW	CONTACT CODE MOD. I					
		1	2	3	4	5	6
85674-X140	E	3	3	2	2	2	2
	D	3	3	2	2	2	2
85674-X140LF	C	3	3	2	2	2	2
	B	3	3	2	2	2	2
	A	3	3	2	2	2	2

METRAL P/N	ROW	CONTACT CODE MOD. I					
		1	2	3	4	5	6
85674-X141	E	1	1	1	1	1	1
	D	1	1	3	3	1	1
85674-X141LF	C	1	1	3	3	1	1
	B	1	1	1	1	1	1
	A	1	1	1	1	1	1

METRAL P/N	ROW	CONTACT CODE MOD. I					
		1	2	3	4	5	6
85674-X142	E	2	2	2	2	3	2
	D	2	2	2	2	3	2
85674-X142LF	C	2	2	2	2	3	2
	B	2	2	2	2	3	2
	A	2	2	2	2	3	2

METRAL P/N	ROW	CONTACT CODE MOD. I					
		1	2	3	4	5	6
85674-X143	E	2	2	2	2	2	19
	D	2	2	2	2	2	19
85674-X143LF	C	2	2	2	2	2	19
	B	2	2	2	2	2	19
	A	2	2	1	2	2	19

METRAL P/N	ROW	CONTACT CODE MOD. I					
		1	2	3	4	5	6
85674-X144	E	19	2	19	2	19	19
	D	19	2	19	2	19	19
85674-X144LF	C	19	2	19	2	19	19
	B	19	2	19	2	19	19
	A	19	2	19	2	19	19

A

B

mat'l code		--		Tolerances unless otherwise specified		CUSTOMER		FCI		www.fciconnect.com	
lfr	ecm no.	dr	date	linear	0.X ±0.3	COPY		title		METRAL SIGNAL HEADER	
CH				angles	0.XXX ±.051	projection		I MOD, 5 ROW PRESS-FIT		code	
				dr	0° ±2°	MIM		product family		METRAL	
				enrg	T.BRUNGARD 11/19/99	scale		size		213	
				chr	M.STRAWSER 11/19/99	1:1		dwg no		85674	
				appd	M.STRAWSER 02/29/00			sheet		8	
sheet index		revision sheet									

cage code 22526 4



This document is the property of and embodies CONFIDENTIAL and PROPRIETARY information of FCI. No part of the information shown on this document may be used in any way or disclosed to others without the written consent of FCI. Copyright FCI.

METRAL P/N	ROW	CONTACT MOD.					CODE
		1	2	3	4	5	
85674-X145	E	3	3	3	3	2	1
	D	3	3	3	3	2	1
	C	3	3	3	3	2	1
85674-X145LF	B	3	3	3	3	2	1
	A	3	3	3	3	2	1

METRAL P/N	ROW	CONTACT MOD.					CODE
		1	2	3	4	5	
85674-X146	E	2	2	2	2	2	2
	D	2	2	2	2	2	2
	C	2	2	2	3	2	2
85674-X146LF	B	2	2	2	3	2	2
	A	2	2	2	2	2	2

METRAL P/N	ROW	CONTACT MOD.					CODE
		1	2	3	4	5	
85674-X147	E	2	2	2	2	2	2
	D	2	2	1	2	2	2
	C	2	2	2	2	2	2
85674-X147LF	B	2	2	2	2	2	2
	A	2	2	2	2	2	2

METRAL P/N	ROW	CONTACT MOD.					CODE
		1	2	3	4	5	
85674-X148	E	1	1	2	2	2	2
	D	1	1	2	2	2	2
	C	2	2	2	2	2	2
85674-X148LF	B	1	1	2	2	2	2
	A	1	1	2	2	2	2

METRAL P/N	ROW	CONTACT MOD.					CODE
		1	2	3	4	5	
85674-X149	E	2	2	2	2	2	2
	D	2	2	2	2	1	2
	C	2	2	2	2	1	2
85674-X149LF	B	2	2	2	2	2	2
	A	2	2	2	2	2	2

METRAL P/N	ROW	CONTACT MOD.					CODE
		1	2	3	4	5	
85674-X150	E	1	1	1	2	2	2
	D	2	2	2	2	2	2
	C	2	2	2	2	2	2
85674-X150LF	B	2	2	2	2	2	2
	A	2	2	2	2	2	2

METRAL P/N	ROW	CONTACT MOD.					CODE
		1	2	3	4	5	
85674-X151	E	6	6	6	6	6	6
	D	6	6	6	6	6	5
	C	6	6	6	6	6	6
85674-X151LF	B	6	6	6	6	6	6
	A	6	6	6	6	6	6

METRAL P/N	ROW	CONTACT MOD.					CODE
		1	2	3	4	5	
85674-X152	E	7	6	6	6	6	6
	D	7	6	6	6	6	6
	C	6	6	6	6	6	6
85674-X152LF	B	7	6	6	6	6	6
	A	7	6	6	6	6	6

METRAL P/N	ROW	CONTACT MOD.					CODE
		1	2	3	4	5	
85674-X153	E	2	2	2	2	2	2
	D	2	2	2	2	2	2
	C	2	2	2	2	2	2
85674-X153LF	B	2	2	2	2	2	2
	A	2	2	1	2	2	2

METRAL P/N	ROW	CONTACT MOD.					CODE
		1	2	3	4	5	
85674-X154	E	2	2	2	2	2	2
	D	2	2	2	2	2	2
	C	2	2	2	1	2	2
85674-X154LF	B	2	2	2	2	2	2
	A	2	2	2	2	2	2

METRAL P/N	ROW	CONTACT MOD.					CODE
		1	2	3	4	5	
85674-X155	E	1	1	9	3	3	3
	D	3	1	9	3	3	3
	C	3	1	9	3	3	3
85674-X155LF	B	1	9	3	3	3	3
	A	1	9	3	3	3	3

METRAL P/N	ROW	CONTACT MOD.					CODE
		1	2	3	4	5	
85674-X156	E	1	1	1	1	1	2
	D	1	1	1	1	1	2
	C	1	1	1	1	1	2
85674-X156LF	B	1	1	1	1	1	2
	A	1	1	1	1	1	2

METRAL P/N	ROW	CONTACT MOD.					CODE
		1	2	3	4	5	
85674-X157	E	3	3	3	3	1	9
	D	3	3	3	3	1	9
	C	3	3	3	3	1	9
85674-X157LF	B	3	3	3	3	1	9
	A	3	3	3	3	1	9

METRAL P/N	ROW	CONTACT MOD.					CODE
		1	2	3	4	5	
85674-X158	E	3	3	3	3	3	3
	D	3	3	3	3	3	3
	C	3	3	3	3	3	1
85674-X158LF	B	3	3	3	3	3	3
	A	3	3	3	3	3	3

METRAL P/N	ROW	CONTACT MOD.					CODE
		1	2	3	4	5	
85674-X159	E	2	2	2	2	2	2
	D	2	2	2	2	2	2
	C	2	2	2	2	1	2
85674-X159LF	B	2	2	2	2	2	2
	A	2	2	2	2	2	2

METRAL P/N	ROW	CONTACT MOD.					CODE
		1	2	3	4	5	
85674-X160	E	3	3	3	3	3	3
	D	3	3	3	3	3	3
	C	3	3	3	3	3	3
85674-X160LF	B	1	1	3	3	3	3
	A	3	3	3	3	3	3

METRAL P/N	ROW	CONTACT MOD.					CODE
		1	2	3	4	5	
85674-X161	E	3	3	3	3	3	3
	D	3	3	3	3	3	3
	C	1	9	1	9	1	9
85674-X161LF	B	3	3	3	3	3	3
	A	3	3	3	3	3	3

mat'l code		--		Tolerances unless otherwise specified		CUSTOMER		FCI		www.fciconnect.com	
lfr	ecn no.	dr	date	linear	0.X ±0.3	COPY		projection		title	
CH				angles	0.XX ±0.13	MIM				METRAL SIGNAL HEADER	
				dr	.XXX ±.051	scale				I MOD, 5 ROW PRESS-FIT	
				enr	0° ±2°	1:1		product family		METRAL	
				chr	T.BRUNGARD 11/19/99	A		size		213	
				appd	M.STRAWSER 11/19/99			dwg no		85674	
					M.STRAWSER 02/29/00			sheet		9	
sheet index	revision sheet										

PRODUCT NUMBER
85674-XYX OR 85674-XYXX
85674-XYXLF OR 85674-XYXXLF

NOTES:

- FOR DIM A AND B SEE SHEET 2 AND UP.
- BODY MATERIAL: LIQUID CRYSTAL
POLYMER 30 % GLASS.
FLAME RETARDANT ACC. UL 94-V0.
- PIN MATERIAL:
PHOSPHOR BRONZE.
- PLATING ON PRESS-FIT TAIL:
85674-XYX IS SnPb
85674-XYXLF IS SN (LEAD FREE)
PLATING ON CONTACT AREA CONFORMS TO PERFORMANCE LEVEL SHOWN IN TABLE BELOW.
- PRODUCT MARKING:
PART NUMBER DESIGNATION & BATCH I.D.
- ALL PRODUCTS WITH PART NUMBERS SHOWN IN SUBSEQUENT TABLES WILL BE PACKAGED IN TUBES. IF TRAY PACKAGING IS REQUIRED, A SUFFIX "P" WILL BE ADDED TO THE END OF THE PART NUMBER. EXAMPLE: XXXXX-XXXX
- PRODUCT SPECIFICATION GS-12-180
APPLICATION SPECIFICATION BUS-20-073
- AFTER INSERTION INTO CIRCUIT BOARD WITH QUALIFIED TOOL.
- THE PRODUCTS WHERE THE PART NUMBER ENDS IN LF MEET THE EUROPEAN UNION DIRECTIVES AND OTHER COUNTRY REGULATIONS AS DESCRIBED IN GS-22-008.

ALL PRODUCTS EXCEPT THOSE WITH PART NUMBERS CONTAINING (DRAWING NO.)-N1--- OR (DRAWING NO.)-N5---WILL WITHSTAND EXPOSURE TO 260°C FOR 60 SECONDS IN A CONVECTION, INFAR-RED OR VAPOR PHASE REFLOW OVEN. PART NUMBERS (DRAWING NO.)-N1--- AND (DRAWINGS NO.)-N5---WILL NOT WITHSTAND REFLOW AND Au CONTACT SURFACE OF THE CONTACTS SHALL BE EXPOSED TO A MAXIMUM 140°C FOR NO LONGER THAN 15 SECONDS IN A WAVE SOLDER APPLICATION.

PLATING IN CONTACT AREA		
DASH NUMBER	PERFORMANCE LEVEL	NOTES
-PYY OR -PYXX	0.25 um GOLD MIN.	-
-N1YY OR -N1YYY	TELCORDIA CO (NXT)	-
-N5YY OR -N5YYY	TELCORDIA UE (NXT)	-
-1YY OR -1YYY	TELCORDIA CO	-
-2YY OR -2YYY	TELECOM CLASS	-
-3YY OR -3YYY	IEC CLASS I	-
-5YY OR -5YYY	TELCORDIA UE	-
-9YY OR -9YYY	TELCORDIA CO	-
-N1YYLF OR -N1YYYLF	TELCORDIA CO (NXT) IEC CLASS I	SEE NOTE 9
-N5YYLF OR -N5YYYLF	TELCORDIA UE (NXT)	SEE NOTE 9
-1YYLF OR -1YYYLF	TELCORDIA CO IEC CLASS I	SEE NOTE 9
-2YYLF OR -2YYYLF	TELECOM CLASS	SEE NOTE 9
-5YYLF OR -5YYYLF	TELCORDIA UE	SEE NOTE 9



This document is the property of and embodies CONFIDENTIAL and PROPRIETARY information of FCI. No part of the information shown on this document may be used in any way or disclosed to others without the written consent of FCI. Copyright FCI.

mat'l code		--		tolerances unless otherwise specified		CUSTOMER		FCI		www.fciconnect.com		
ltr	ecn no.	dr	date	linear	0.X ±0.3		COPY		title METRAL SIGNAL HEADER I MOD, 5 ROW PRESS-FIT			
CH					0.XX ±0.13		projection					
				angles	.XXX ±.051		MIM		product family METRAL code 213			
					0° ±2°							
				dr	T. BRUNGARD	11/19/99	scale		size A		sheet 10	
				enr	M. STRAWSER	11/19/99	1:1					
				chr	M. STRAWSER	11/19/99			85674			
				appd	M. STRAWSER	02/29/00						
sheet index	revision sheet											

cage code 22526